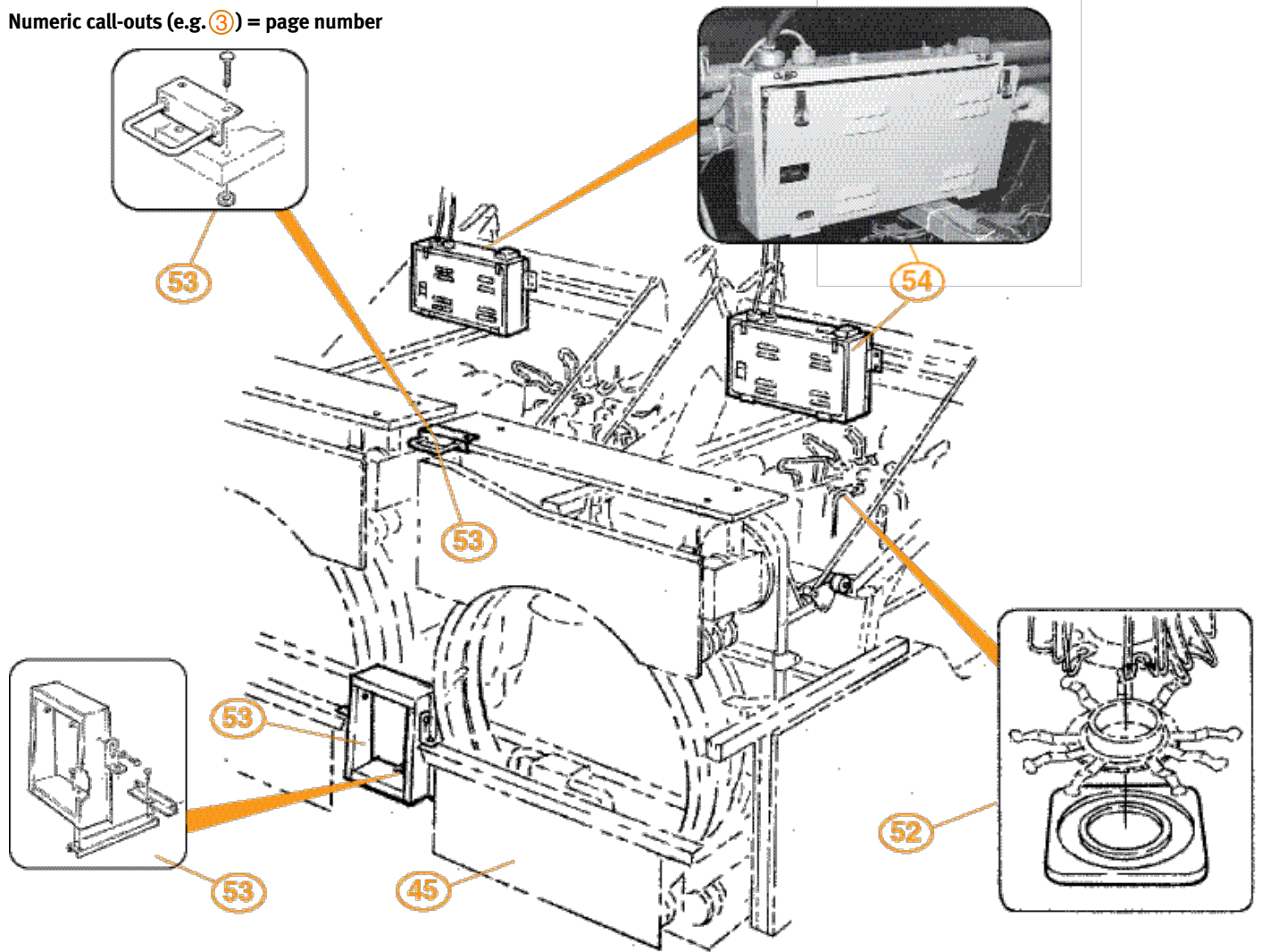


Numeric call-outs (e.g. ③) = page number



Turret Rebuild Tool

For 'A2', Jetback and Straight 'A' Pinsetters

#420039

Features & Benefits

Clean Up Turret Jams - Easily: If a mechanic has scrambled to capture, or reassemble, the 149 bearings in the turret just once, they're certain to put off doing the job again until it's critical. ZOT's unique Turret Rebuild Tool puts an end to all that. Now the task can be tackled fearlessly, since ZOT's Rebuild Tool has made the job so much easier.

Trouble Free Turret: Turret bearings become sticky with dust (including from resurfacing), dirt and heavy grease accumulation. Your Turret will run more smoothly and trouble free after cleaning and reassembly. ZOT's Turret Rebuild Tool just made the job much easier.

Captures All The Bearings: ZOT's Turret Rebuild Tool captures all 149 bearings as the assembly is dismantled, and it spaces up the bearing and spider ring, for easy reassembly.



Steel Steps

For 'A2', Jetback and Straight 'A' Pinsetters

#420311

"If Climbing Onto Your Pinsetter's Seems Like Climbing Mount Everest...Install ZOT All Steel Steps – Today"


Features & Benefits

Increased Safety In The Workplace: No more hazardous climbing up the rear of the pinsetters. ZOT Steel Steps, which feature Diamond Plate Tread, makes access to your pinsetters easier than its ever been.

Easy To Install: ZOT's All Steel Steps install easily with a simple drill and bolt on application.

Does Not Turn The Back End Aisle Space Into An Obstacle

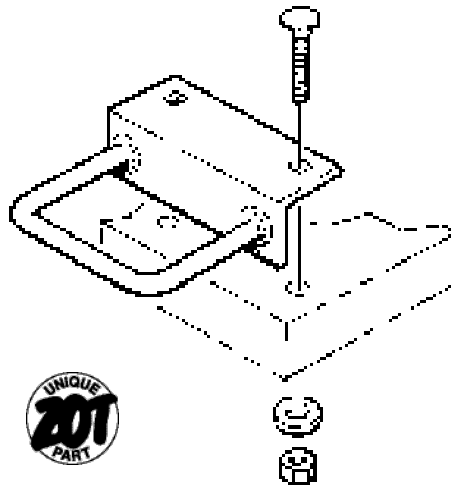
Course: The mounting of the steps, which only project 4" (.101M) or less from the rear of the pinsetters (depending on the style of kickback), begin at the level of the first riser, leaving the aisle and floor space free for easy access and cleaning.



Catwalk Handle

For 'A2', Jetback and Straight 'A' Pinsetters

#420312



Features & Benefits

Easier Access To Top Of The Machines: Whether you have ZOT's steps or not, adding ZOT's Catwalk Handle to the back of your catwalks makes scaling the machine far safer, specially if you are carrying tools.

Easy To Install: Simply drill and bolt the ZOT Catwalk Handle to the wooden catwalk, above the elevator wheel.



Oil Drip Pan

for A2, Jetback & Straight 'A' Pinsetters

#640043

Direct replacement: Same dimensions as the original Brunswick part.

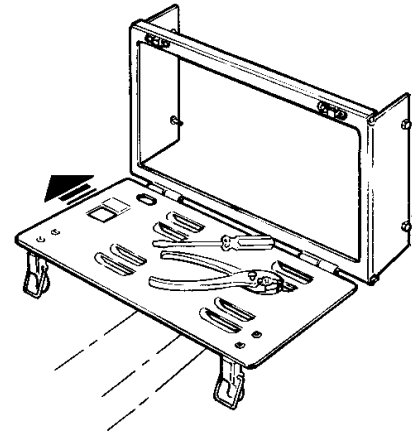

Rigid Construction: All seams are welded; heavy duty 16GA steel.

Pop Top Electrical Control Box Cover

For 'A2', Jetback and Straight 'A' Pinsetters

#420186 (American Pinsetters)

#420187 (Japanese Pinsetters)



Slide front cover to left to remove sliding hinge

New knockout will accommodate the larger power breakers (Federal Pacific or General Electric)

Features & Benefits

Increased Safety In The Workplace: ZOT's Pop Top Electrical Control Box Cover is specially designed to protect employees from unnecessary exposure to the pinsetters electronic components.

Easy Access: When access to electrical components is necessary, it takes but two seconds to release the latches, allowing the cover to swing down instantly...and without using a screwdriver.

Convenient Tool Tray: Once you've released the latches, the cover pivots downward and provides a useful surface to use as a tool tray. Or, you can simply remove the cover by sliding it to the left.

Accommodates Larger Power Breakers: A knockout panel accommodates larger power breakers, e.g. Federal Pacific and General Electric.

No longer available from Brunswick

Note: Telephone ZOT for information on replacement Brunswick Electronic Control Box.

ZOT PC Board Repair-Exchange Policy & Procedures

PC Board Repair Exchange Policy

Most ZOT PC Boards are repairable, on a Factory Direct Exchange basis. You send us your problem board, we will send you a comparable rebuilt board in exchange, and at a fraction of the cost of a replacement board...you just pay for the repairs.

Note: When exchanging PC Boards, you must return the problem board directly to ZOT.

Procedures

1. Call ZOT toll-free ask for an RA (return authorization) number.
2. Write the RA number on the outside of the package in permanent marker.
3. Be sure to send Exchange PC Boards directly to ZOT's Denver Address.
4. Send package prepaid freight (keep shipping documentation in case package is lost).

Address

ZOT Pinsetter Parts, Inc.
10975 E. 55th Ave. Unit #D
Denver, CO 80239
Toll Free Line # 800-525-8116
Local Line # 303-824-1031
Facsimile # 303-824-1036

Hours

Monday – Friday 8:30a.m. to 4:30p.m.
(Mountain Time)